

Photomicrograph of Sample

500
microns



Gorilla Wreck #4

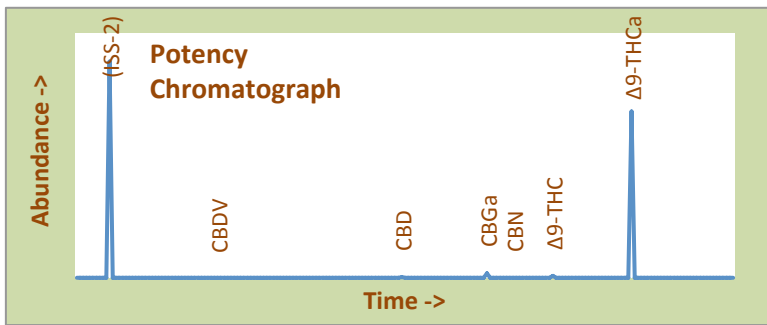
High Desert Relief

Certificate of Analysis

Assay Date:	August 4, 2020	BioTrack ID:	2648 6331 0095 7476
Material:	Cured Flower		Flower Lot (Gorilla Wreck #4)
Method:	HPLC		Sample collected by client
Internal ID:	HDR 023		
Moisture:	6.30%		
α-Tocopherol:	Not Performed		

Foreign Material Inspection

Passed Inspection



Abundant Terpenes

1) a-Pinene	0.02%	11) Terpinolene	<0.01%
2) Camphene	0.01%	12) Linalool	0.10%
3) b-Pinene	0.04%	13) Isopulegol	<0.01%
4) Myrcene	0.15%	14) Geraniol	0.02%
5) 3-Carene	<0.01%	15) b-Caryophyllene	0.62%
6) a-Terpinene	<0.01%	16) a-Humulene	0.16%
7) d-Limonene	0.22%	17) Nerolidol	0.44%
8) p-Cymene	<0.01%	18) Guaiol	<0.01%
9) Ocimene	<0.01%	19) a-Bisabolol	0.13%
10) g-Terpinene	<0.01%		

Terpene Total

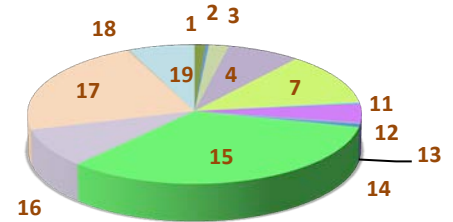
1.89%

Cannabinoid	mg/gram	Method
Δ9-THC	2.5	hplc
Δ9-THCa	212.2	hplc
CBN	0.00	hplc
CBD	0.88	hplc
CBDa	<0.1	hplc
Total CBG	6.1	hplc
Δ8-THC	<0.1	hplc
Total	221.7	

Total THC = 18.9%
(Δ9 Activation = 1.3%)

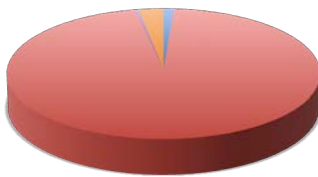
Total CBD = 0.089%
CBD Activation >99%

Terpene Profile



TerpType®: Car + Limonene

*Δ9-THC, Δ9-THCa and Total CBD are reported to BioTrack. 'np' = test not performed



- Δ9-THC
- Δ9-THCa
- CBN
- CBD
- CBDa
- Total CBG
- Δ8-THC

Form Copyright R. Richins 2020

Microbial Screen (cfu/gram)	Observed Rate
- Total aerobic plate count:	<1000 Passes
- Total yeast and mold count:	<10 Passes
- Bile-tolerant gram negative:	<10 Passes
- E. Coli:	nd Passes
- Salmonella spp.:	nd Passes
- Mycotoxins (B1, B2, G1, G2, OA):	<1 ppb Passes

Sample Passes Microbial Screen

Residual Solvents (ppm), bold-red if failed*

(residuals test not performed)

* Residual limits can be found at: <http://riograndeanalytics.net/Residuals.html>.



Approved on August 07, 2020
Results are non-transferable
and valid for 30 days.

Barry Dungan
Barry Dungan - lab manager

Limits of Detection (LODs) for all reported analytes can be found at: <http://riograndeanalytics.net/Sensitivity.html>